

**Graduation Survey Results: College of Education and Professional Development
Academic Year 2014-2015 (Summer and Fall 2014; Spring 2015)
For Likert Scale Questions, 1 = Strongly Agree and 5 = Strongly Disagree. So,
smaller means are more positive than larger means.**

Last Modified: 09/10/2014










1. Family Status

#	Answer		Response	%
1	Married, no children		7	12%
2	Married, with children		6	10%
3	Single, no children		45	75%
4	Single, with children		2	3%
	Total		60	100%

2. Residence at time of admission

#	Answer		Response	%
1	In-State		52	87%
2	Metro		6	10%
3	Out-of-State		2	3%
	Total		60	100%

3. Number of semesters enrolled to complete your degree (Note: One semester is equal to fall, spring, or summer, resulting in the potential for three semesters in one year)

#	Answer		Response	%
1	Fewer than 8 semesters		6	10%
2	8 semesters		14	23%
3	9 semesters		9	15%
4	10 semesters		14	23%
5	11 semesters		5	8%
6	12 semesters		5	8%
7	13 semesters		5	8%
8	14 semesters		1	2%
9	15 semesters		0	0%
10	16 semesters		0	0%
11	17 semesters		0	0%
12	18 semesters		0	0%
13	19 semesters		0	0%
14	20 semesters		0	0%
15	More than 20 semesters		1	2%
	Total		60	100%

4. While pursuing your degree, did you

#	Answer		Response	%
1	Originally enroll and stay at Marshall		45	75%
2	Transfer from a 2-year institution or community college		9	15%
3	Transfer from another 4-year institution		6	10%
	Total		60	100%

5. During the last year of your studies, how many hours a week did you work while attending classes?

#	Answer		Response	%
1	None		16	27%
2	1 - 10		13	22%
3	11 - 20		19	32%
4	21 - 30		10	17%
5	More than 30		2	3%
	Total		60	100%

6. Which of the following best describes your educational objective while attending Marshall University?

#	Answer		Response	%
1	Begin my first career		52	87%
2	Advance in current career		2	3%
3	Change career		5	8%
4	Non-career objective		1	2%
	Total		60	100%

7. Upon graduation, what was the dollar amount of your educational loan indebtedness?

#	Answer		Response	%
1	No indebtedness		15	25%
2	Up to \$4,999		6	10%
3	\$5,000 - \$9,999		3	5%
4	\$10,000 - \$14,999		5	8%
5	\$15,000 - \$19,999		7	12%
6	Over \$20,000		24	40%
	Total		60	100%








8. Did you take part in an internship, practicum or other structured work experience related to your major and anticipated career?






#	Answer		Response	%
1	Yes		36	60%
2	No		24	40%
	Total		60	100%

9. If you answered "yes" to the previous question, did that experience increase your ability to secure employment or employment offers?

#	Answer		Response	%
1	Yes		18	50%
2	No		7	19%
3	Insufficient information to answer this question		11	31%
	Total		36	100%

10. When I graduate from Marshall University I plan to (check all that apply)

#	Answer		Response	%
1	Attend graduate school		35	58%
2	Complete additional undergraduate coursework		0	0%
3	Continue to work at the same job I have at present		3	5%
4	Enter the military		0	0%
5	Work for a private sector company or corporation in a position related to my field of study.		3	5%
7	Work for a local, state, or federal agency in a position related to my field of study.		31	52%
11	Work for a volunteer or service organization, e.g. Peace Corps, AmeriCorps, City Year, etc.		0	0%

9	Work for a non-profit organization, e.g. hospital, university, public school, etc. in a position related to my field of study.		25	42%
12	Begin my own business		0	0%
13	Start or raise a family		16	27%
14	Take time off (to travel, etc.)		8	13%
15	Undecided or no plans		1	2%
16	Other		3	5%
6	Work for a private sector company or corporation in a position NOT related to my field of study.		0	0%
8	Work for a local, state, or federal agency in a position NOT related to my field of study.		0	0%

10	Work for a non-profit organization, e.g. hospital, university, public school, etc. in a position NOT related to my field of study.		0	0%
----	--	--	---	----

Other

Get a job

I'm getting married in January and moving away

Obtain further non-collegiate certifications

11. If you plan to continue your education and have applied to institutions of higher education, please check all that apply: I have applied to institutions of higher education

#	Answer		Response	%
1	Within 50 miles of my college town		9	38%
2	Within 50 miles of my home town		3	13%
3	Over 50 miles, but within 500 miles of my college town		1	4%
4	Over 50 miles, but within 500 miles of my home town		0	0%
5	In WV		13	54%
6	In at least one of WV's neighboring states (OH, KY, VA, MD, PA)		3	13%
7	Within the US, but outside the above boundaries		3	13%
8	Internationally		0	0%
9	Other (please specify)		3	13%

Other (please specify)
not applied yet
Online MA Program
N/A

12. Have you been accepted by a higher-level educational program?

#	Answer	Response	%
1	Yes	5	16%
2	No	26	84%

13. If you have been accepted by a higher level institution, what institution do you plan to attend?

Text Response
University of Charleston
Marshall University
Marshall University
Marshall University

14. While pursuing my degree at Marshall University

#	Question	Strongly Agree	Agree	Neither Agree nor Disagree	Disagree	Strongly Disagree	Total Responses	Mean
1	I developed the ability to write effectively.	20	33	5	1	0	59	1.78
2	I used numerical information to explore real world problems.	12	28	14	6	0	60	2.23
3	I learned to find scholarly information, to evaluate it critically and to use it effectively.	25	31	3	0	1	60	1.68
4	I gained expertise in the use of technology important to my major field.	13	27	11	8	1	60	2.28
5	I acquired sufficient skills and knowledge to prepare for career-related positions.	19	37	2	2	0	60	1.78

6	I developed the ability to express myself effectively through speaking.	19	32	8	1	0	60	1.85
7	I developed multicultural and global perspectives.	20	23	14	3	0	60	2.00
8	Writing intensive courses helped me to improve my writing skills.	21	20	12	6	1	60	2.10
9	My classes challenged me to analyze and evaluate issues and to solve real-world problems in a manner that is ethical and supportive of our civic well being.	20	31	7	2	0	60	1.85
10	I broadened my appreciation for the arts.	18	23	15	2	2	60	2.12

11	My capstone course challenged me to do my best work.	32	23	3	1	1	60	1.60
12	I learned to examine issues from multiple perspectives.	29	25	6	0	0	60	1.62
13	I learned to use what I know to solve novel problems.	22	31	4	2	0	59	1.76
14	I learned to assess my own values and to examine other viewpoints and credible evidence.	29	28	2	1	0	60	1.58

15. Now that I have completed my degree,

#	Question	Strongly Agree	Agree	Neither Agree nor Disagree	Disagree	Strongly Disagree	Total Responses	Mean
1	I feel adequately prepared for a career and/or graduate or professional study in my major field.	22	27	9	1	1	60	1.87
2	I believe that Marshall University's program in my major field is of high quality.	17	24	14	1	4	60	2.18
3	I would recommend to others that they study the same program at Marshall.	18	22	13	3	4	60	2.22
4	I would recommend Marshall to prospective students.	20	29	7	1	2	59	1.92

16. Please rate your level of satisfaction with the quality of the following at Marshall:

#	Question	Very Satisfied	Satisfied	Neutral	Dissatisfied	Very Dissatisfied	Total Responses	Mean
1	Teaching	16	39	3	1	1	60	1.87
2	Advising	9	9	16	19	7	60	3.10
3	Academic Support Services	11	18	23	4	4	60	2.53
4	Classroom/Lab Facilities	13	24	15	7	1	60	2.32

17. When I graduate, I plan to

#	Answer	Response	%
1	Be employed	55	92%
2	Further my education	27	45%
3	Other	1	2%

Other

Undecided

18. If you plan to be employed after graduation, will your job be in the career path you have chosen?

#	Answer	Response	%
1	Yes	53	96%
2	No	0	0%
3	Don't know yet	2	4%
	Total	55	100%

19. If you plan to be employed after graduation, will your job be in your major field?

#	Answer		Response	%
1	Yes		50	91%
2	No		1	2%
3	Don't know yet		4	7%
	Total		55	100%







20. If you plan to be employed after graduation, will your job be

#	Answer		Response	%
1	In WV?		45	82%
2	In KY, OH, PA, VA, or MD?		5	9%
3	In a state other than one mentioned above?		4	7%
4	In a country other than the US?		1	2%
	Total		55	100%

21. If you plan to be employed after graduation, will your job be (choose all that apply):

#	Answer		Response	%
1	within 50 miles of your college town?		32	58%
2	within 50 miles of your home town?		32	58%
3	over 50 miles, but within 500 miles of your college town?		8	15%
4	over 50 miles, but within 500 miles of your home town?		5	9%
5	over 500 miles from your college town		8	15%
6	over 500 miles from your home town		5	9%

22. If you have accepted employment, what will be your starting salary?

#	Answer		Response	%
1	\$10,000 or less		0	0%
2	\$10,001 - \$15,000		0	0%
3	\$15,001 - \$20,000		0	0%
4	\$20,001 - \$25,000		1	2%
5	\$25,001 - \$30,000		2	4%
6	\$30,001 - \$35,000		9	17%
7	\$35,001 - \$40,000		2	4%
8	\$40,001 - \$45,000		1	2%
9	\$45,001 - \$50,000		0	0%
10	More than \$50,000		0	0%
11	I have not yet accepted employment		39	72%
	Total		54	100%







23. For the position indicated above, who is your employer?

Text Response
The Palms Christian School, San Pedro de Macoris, Dominican Republic
n/a
N/A
Board of Education
NA
N/A
school district/state
NA
N/a
school
Cabell County Schools
WVDE
Putnam County Schools

24. Did you use Career Services to help you with your career path?

#	Answer	Response	%
1	Yes	7	12%
2	No	51	88%
	Total	58	100%

25. If you answered "yes" to the previous question, please indicate all services used.

#	Answer		Response	%
1	Marshall JobTrax		2	33%
2	Resume assistance		2	33%
3	Career Advising		1	17%
4	Mock Interviewing		1	17%
5	On-campus recruitment event		1	17%
6	Career Fair		4	67%
7	Other		0	0%

26. Please indicate your level of satisfaction with these elements of your experience in the College of Education:

#	Question	Very Satisfied	Satisfied	Neutral	Dissatisfied	Very Dissatisfied	Total Responses	Mean
1	Organization and clarity of instruction	9	34	9	5	3	60	2.32
2	Intellectual challenge of courses	10	38	9	2	1	60	2.10
3	Preparation for serving diverse populations	9	30	13	7	1	60	2.35
4	Effective use of critical thinking as a method of teaching	17	32	9	0	2	60	1.97
5	Effective use of a variety of teaching strategies by MU faculty	13	35	9	0	3	60	2.08
6	Preparation for use of technology	9	17	19	13	2	60	2.70
7	Respect for students' abilities and ideas	21	26	11	0	2	60	1.93
8	Relation between coursework and field experiences	10	30	10	5	5	60	2.42

9	Value of field experiences	26	20	10	4	0	60	1.87
10	Delivery of content knowledge by faculty	15	36	4	4	1	60	2.00
11	Relation between class work and exams	13	39	6	1	0	59	1.92
12	Role modeling of professional behavior by faculty	18	32	4	4	2	60	2.00

27. Gender

Value	Total
Female	52
Male	12

28. Race

Value	Total
White	49
No Information	15

29. Age

Value	Total
22	18
24	9
23	14
38	1
35	1
25	3
48	1
29	1
37	1
21	11
32	1
26	2
27	1

30. Degree

Value	Total
BA	64

31. Major

Value	Total
ES00	32
ECE0	2
EE00	30

32. GPA

Value	Total
3.74	2
2.9	2
2.95	1
3.2	2
3.71	2
3.32	1
3.24	2
3.77	1
3.6	3
3.26	1
3.31	1
3.9	1
3.12	1
3.17	1
3.93	1
2.83	1
3.87	1
3.66	1
2.97	1
3.84	1
3.09	1
3.3	2
3.27	1
3.85	1
3.28	1
3.86	1
3.13	1
3.7	2
3.94	2
3.42	2
3.64	3
3.67	1
3.68	2
3.99	1
3.1	1

3.45	1
3.73	1
3.18	1
3.79	1
2.96	1
3.88	1
3.81	1
3.38	1
3.35	1
2.93	1
3.34	1
3.15	1
2.76	1
3.39	1
2.85	1